

THE GEAUGA COUNTY ENGINEER'S ANNUAL REPORT 2022

JOE CATTELL, PE, PS

JANUARY 2023

I am pleased to provide the following summary of the accomplishments of our team in 2022 and our forecast for 2023 and beyond. This report provides a high-level view of the construction and highway maintenance activities that took place and challenges we faced in the business environment that we operated within.

As with all businesses we encountered rapidly escalating material costs and material shipment delays that affected project scheduling. Adjustments that took place made our projects more challenging to us, contractors, and vendors but through good teamwork we successfully completed many high-quality projects. With cost escalations it was necessary to adjust our five-year plan several times and re-evaluate priorities. Several projects were pushed further in the future and a few bridge projects became expedited due to federal funding opportunities. A prime example of a cost increase; the ODOT Asphalt Bidding Index Increased from \$386.67/ton in January to \$741.67 in August of 2022 (an increase of 91.8%).

2022 brought staffing challenges with a few retirements of long-time employees and difficulty securing interns for the summer. We continue to work with The University of Akron, Cleveland State University, Youngstown State University, and Lakeland Community College to attract the future of our agency. We are proud to offer a robust hands-on intern experience for civil engineering students that has resulted in some full-time post-graduation hiring. We continue to operate with less than a full staff successfully due to employees' willingness to be flexible and continuous cross-training efforts. We currently have nine full-time positions available.

2022 saw the fruition of many years of planning and design in the Bundysburg Road Realignment and Bridge Replacement Project. Over ten years of work went into the project due to the complexity and scope of the project. The project cost was just over \$2.2 million and was 95% funded by Federal Highway funds.



Setting the arches for Bundysburg Road Bridge on 7/22/2022

Project Efficiency

2022 saw eleven county improvement projects. Three projects were partially funded by Ohio Public Works Commission Grants, and two bridges were federally funded. By using our own forces to prepare or complete projects (tree work, ditching, guardrail removal, grading, restoration) we were able to save funds by only contracting the work that could not be done by our local forces.

We managed over \$15 million in projects for the county and townships in 2022.

Contents

2. Project List
3. Project Summary
4. Project Forecast
5. Asset Ratings
6. Tax Map & Subdiv.
7. Financial
8. Employee Roster

Townships

We implemented a collaboration with townships to ascertain capabilities and willingness to perform preparatory project work. By understanding the needs of each township and their respective budgets, the collaboration will equate to project savings for the townships as we begin designing the projects for 2023. During collaboration meetings we stressed the importance of future project and maintenance planning as well as offering to assist townships with five-year plans. We continue to see popularity of our Rental Resource Program with townships to take care of their maintenance items.



2022 County & Township Project List

Project/Road	Location	Mileage	Funding	Cost
Bundysburg Road Bridge	Parkman Township		Federal	\$2,200,000
Munn Road Bridges	Auburn Township		County	\$303,191
Rolling Brook Drive Bridge	Bainbridge Township		County	\$158,959
Wilson Mills Road Bridge	Chester Township		Federal	\$457,966
Washington Street Culverts	Bainbridge & Auburn Twps		County	\$403,180
Messenger Road Resurfacing	Auburn Township	1.71	County	\$475,775
Bass Lake Road	Munson Township	2.51	County	\$686,301
Pavement Markings County	Various	78.5	County	\$260,635
Pavement Markings Township	Chester & Bainbridge Twps	22	Township	\$88,525
Chagrin Road Resurfacing	Bainbridge Township	1.16	County	\$357,685
Jug Street Resurfacing	Burton & Troy Twps	2.58	County	\$647,717
Butternut & Aquilla Roads Resurfacing	Burton & Newbury Twps	4.64	County	\$1,042,700
Auburn Road Resurfacing	Munson Township	1.66	OPWC/County	\$578,440
Thompson Road Resurfacing	Thompson Township	2.89	OPWC/County	\$607,559
Munn Road Resurfacing	Auburn Township	2.9	OPWC/County	\$849,729
Farmington Road Bridge	Auburn Township		OPWC/County	\$320,967
Franks and Wing Roads Chip Seal	Auburn Township	3.69	Township	\$160,800
Bartholomew Road, Queens Way, Auburn Glen, St. James, Starbush, Sedge, LaDue	Auburn Township	2.38	Township	\$781,500
Craig Drive Culvert	Bainbridge Township		Township	\$59,000
Geauga Lake Road & Craig Drive Resurfacing	Bainbridge Township	1.13	Township	\$518,500
Stanley Drive Chip Seal	Burton Township	0.25	Township	\$24,100
North & South Rider Roads Resurfacing	Burton Township	0.81	Township	\$270,000
Various Culverts (7)	Chester Township		Township	\$467,200
Foxmoor Trail & Fraser Lane Reconstruct	Chester Township	0.73	Township	\$896,000
Fowlers Mill Road Resurfacing	Munson Township	1.8	Township	\$591,900
Dianne & Linda Drives Chip Seal	Newbury Township	0.39	Township	\$37,300
Music Street Resurfacing	Newbury Township	1.26	OPWC/Township	\$325,400
Haskins Road Reconstruct	Bainbridge Township	1.51	OPWC/Township	\$2,060,900
Pekin Road, Hillbrook Circle, Hillbrook Lane South & East Resurfacing	Russell Township	3.2	OPWC/Township	\$949,500

Project Summary – 2022 Resurfacing and Reconstruction

Project	Project Miles	Total Miles	% of Total	Total Cost
Total County Resurfacing Projects	15.73	235.67	6.67%	\$4,105,100
Total Township Resurfacing Projects	17.15	576.7	2.97%	\$6,615,900
Total Miles Improved	32.88	812.37	4.05%	\$10,721,000

Project Summary – 2022 Bridge Projects

Project	# Replaced	Total Bridges	% of Total	Total Cost
Bridge Replacements	5	185	2.70%	\$3,114,500

Project Summary 2022 Other Projects

Project	Project Miles	Total Miles	% of Total	Total Cost
County Pavement Marking	78.5	235.7	33.31%	\$260,635
Township Pavement Marking	22	576.7	3.81%	\$88,525
County Culvert Replacement	7	-	-	\$458,187
Township Culvert Replacement	10	-	-	\$580,386
Total Other Improvements				\$1,387,733

Grant Funding	\$3,230,440
Local Cost	\$11,992,793
Grand Total of 2022 Projects	\$15,223,233

Summary of 2022 Highway Department Projects & Activities

The Highway Department maintains over 235 miles of county roads and 185 bridges. The Highway Department also works with the Engineering Department to provide services such as grading, culvert replacement, tree work, core sampling, hydro-excavation, signage, restoration work, and bridge maintenance and repair among other services in support of county highway projects. These services save taxpayer dollars on projects by reducing the reliance on contractors.



Project	Miles	Number	Feet
Asphalt Repair	6.1		
Crack Sealing	41.3		
Snow and Ice Control	58,206		
Culvert Replacements		8	
Guardrail Removal			390
Total Served	58,253.4	8	390

County Project Forecast

<u>Year</u>	<u>Project</u>	<u>Location</u>	<u>Year</u>	<u>Project</u>	<u>Location</u>
2023	Old State Rd	Parkman Twp	2024	Claridon Troy Rd	Claridon Twp
2023	Fairmount Rd	Russell Twp	2024	Auburn Rd	Chardon Twp
2023	Farmington Rd	Parkman Twp	2024	Wilson Mills Rd	Chester & Munson Twps
2023	Brakeman Rd	Hambden Twp	2024	Butternut Rd	Munson Twp
2023	Mumford Rd	Troy Twp	2024	Bell St	Newbury Twp
2023	Morgan Rd	Montville Twp	2024	Munn Road	Auburn & Newbury Twps
2023	Clay St	Huntsburg & Thompson Twps	2024	Ravenwood and	
2023	Leggett Rd	Montville Twp	2024	Merritt Rds	Claridon and Munson Twps
2023	Washington St	Bainbridge & Auburn Twps	2024	Sperry Rd Bridge	Chester Twp
2023	Fairmount Rd Bridge	Russell Twp	2024	Butternut Rd Bridge	Munson Twp
2023	Washington Rd	Auburn Twp	2024	Riverview Rd Bridge	Bainbridge Twp
2023	Robinson Rd Bridge	Chardon Twp			
2023	Total Miles = 25.9	Cost Est: \$9,300,000	2024	Total Miles = 21.8	Cost Est: \$8,200,000

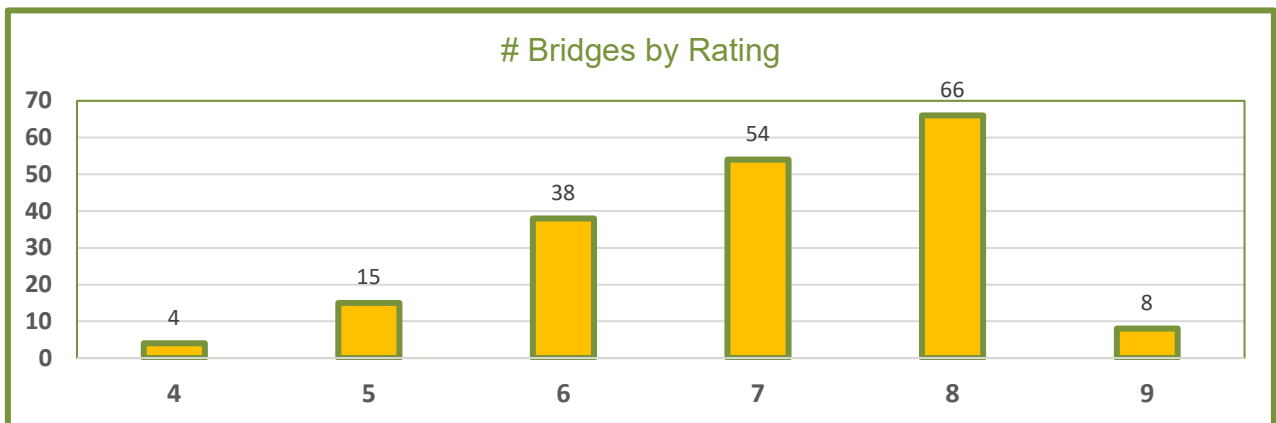
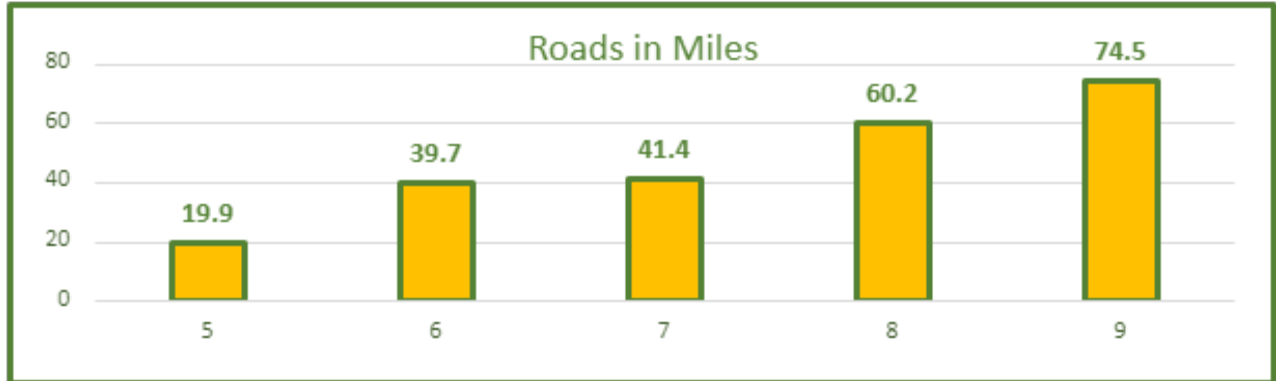
<u>Year</u>	<u>Project</u>	<u>Location</u>	<u>Year</u>	<u>Project</u>	<u>Location</u>
2025	Auburn Rd	Newbury & Munson Twps	2026	Auburn Rd	Munson Twp
2025	Sperry Rd	Newbury, Russell and Chester Twps	2026	Bass Lake Rd	Newbury & Munson Twps
2025	Chardon Windsor Rd	Hambden & Claridon Twps	2026	Thwing Rd	Chardon and Munson Twps
2025	Fairmount Rd	Chester & Russell Twps	2026	Messenger Rd	Auburn & Newbury Twps
2025	Franklin St	Bainbridge Twp	2026	Leggett Rd	Montville Twp
2025	Washington and		2026	Clay St	Huntsburg & Montville Twps
2025	Bainbridge Signal	Auburn Twp	2026	Auburn Rd Bridge	Auburn Twp
2025	Pettibone Rd Bridge	Bainbridge Twp	2026	Total Miles = 14.2	Cost Est: \$6,100,000
2025	Total Miles = 16.7	Cost Est: \$7,300,000			



Resurfacing Butternut Road 6/3/2022

Highway and Bridge Ratings

We pride ourselves in the quality of our infrastructure and assets. Highways and bridges are meticulously inspected annually. Highways are rated from zero (0) to nine (9) with 0 being the worst and 9 being new condition. Bridges are rated from 1 (imminent failure) to 9 (new). A five (5) is an acceptable bridge.



The practice of the Geauga County Engineer's Office is to maintain an appraisal rating of no less than 5 for roads. In 2022, the average road appraisal rating is 7.5. The most recent bridge assessments have found that the average bridge rating is 7. Bridges rated a 4 or 5 are scheduled to be replaced in the near future.



Tax Map Department Summary

Addresses Assigned: 220

Surveys Reviewed: 194

Legal Descriptions Reviewed: 392

Easements Reviewed: 54

Plats Reviewed: 39

Subdivision Development

- Big Dipper Way
- Canyon Lakes Phase XV
- 1 Development under Maintenance Guarantee Periods: Hunting Valley Preserve



2022 Financial Summary

Revenue

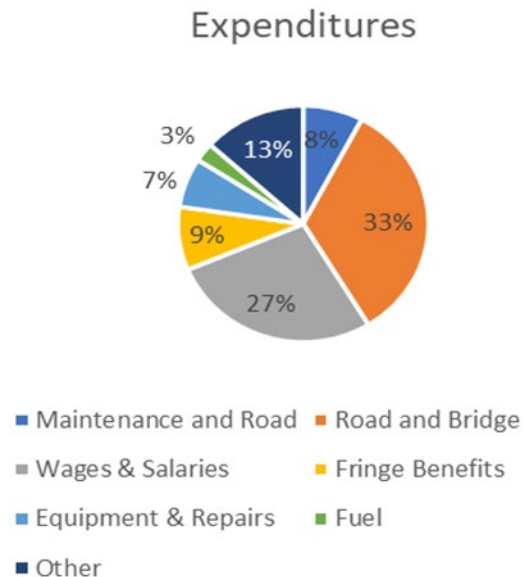
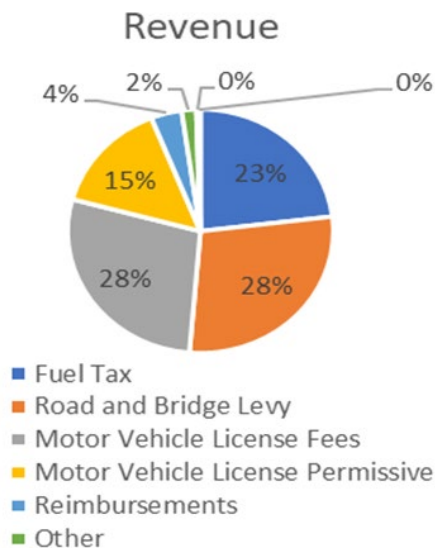
Fuel Tax	\$2,977,388
Road and Bridge Levy	\$3,643,330
Motor Vehicle License Fees	\$3,597,629
Motor Vehicle License Permissive	\$1,902,266
Reimbursements	\$483,581
Other	\$230,937
Storm Water	\$20,314
Interest	\$42,397
Total	\$12,897,844

Expenditures

Maintenance and Road	\$932,902
Road and Bridge	\$4,039,239
Wages & Salaries	\$3,299,387
Fringe Benefits	\$1,044,074
Equipment & Repairs	\$813,319
Fuel	\$310,822
Other	\$1,604,590
Total	\$12,044,322

Grants Received for 2022

NOACA	\$0
County Engineer's Association of Ohio	\$2,530,441
Ohio Public Works Commission	\$700,000
ODOT Safety	\$0
Total	\$3,230,441



Current Employee Roster

Name	Position	Name	Position
Kelly Baeslach	Office Manager	Matt Miller	Highway Worker IV
Brent Buell	Highway Worker II	Evan Miner	Facilities Maint. Tech. I
Rick Carlson	Highway Worker V	Joe Orinko	Highway Worker II
Matt Carver	Fleet & Inventory Coord.	Connor Packard	Highway Worker II
Katelyn Cellitti	Finance & HR Manager	Ron Quercioli	Highway Worker V
Keith Delfs	Survey Technician III	Joe Rini	Highway Worker VI
Brent Eldred	Highway Worker III	Steve Roessner, PS	Tax Map Supervisor
Declan Goerndt	Highway Worker I	Tom Ross	Highway Manager
Nick Goodrich, PS	Surveyor II	Steve Sabol	Highway Worker III
Shane Hajjar, PE	Deputy Engineer	Tyler Schubert	Highway Technician I
Tyler Hall	Mechanic II	Jacob Scotese, PE	Deputy Engineer
Andrew Haupt, PE, PS	Chief Deputy Engineer	Kevin Shea	Highway Worker III
Eric Hawk	Mechanic III	Kaleb Smothers	Highway Worker I
Luke Horwatt	Highway Worker IV	Jake Strumil	Highway Technician I
Jerad Howes	Highway Worker V	Katie Taylor	Administrator
Rory Judd	Mechanic IV	Lee Thomas	Foreman
Corey Keeney	Highway Worker III	Chris Villers	Highway Worker IV
Brian Kingure	Highway Worker III	Rob Weigle	Highway Manager
Jonathan Kreuz	Highway Worker III	Rick Weikart	Highway Superintendent
Paul Kucharski	Engineer Technician II	Clayton Wingfield	Highway Worker II
Sue Martin	Tax Map Technician II	Tim Woodcock, PE	Engineer III
Daren Maruna	Highway Worker III		



This report complies with the requirements of Ohio Revised Code Chapter 5543